



ARBO
THERMOPLASTIC
PUMPS
FILTERS

LLER half open impeller **SILENT** spacer coupling **ATEX** **BORN TO RESIST CORROSION** compact
O 2858 BACK PULL-OUT bare shaft **HiEff 3D impeller** solid liquid end materials **SE**
magnetic drive **Viton** PEEK flexible diaphragm **HMPE** **labyrinth** DRY RUN PROTE
NPSH STRAINER PTC CORROSION RESISTANT IEC **close-coupled** BASEPLATE in-line MACHINED TENS
ded suction pipe independent of direction of rotation **PP** **FOOT VALVE** **DIN-EN 22585** diaphragm ga




MAGPRO | M A G N E T I C D R I V E

PG 2.0 C E N T R I F U G A L P U M P S



MAGPRO MAGNETIC DRIVE CENTRIFUGAL PUMPS

- Few types – great flexibility
- Excellent chemical resistance
- Achieve the greatest torque by using stronger drive magnets and internal magnet segments
- Standard suited for max. density 2000 kg/m³) and just change the motor power
- Fast and reliable deliveries
- Easy installation
- No leakage
- Long operational life
 - Easy to maintain
 - Injection molded pump head
 - High purity (99.7% pure) ceramic pump shaft and thrust rings
 - Pump bearing made of Rulon W for wide area of chemicals and applications
 - Corrosion resistant PP injection molded bracket
 - Turbine impeller standard made of PVDF for max. stability



AM MAGPRO SERIES

AM pumps are normal priming end-suction centrifugal pump with magnetic drive.

- up to flow rates of 130 m³/h
- up to 48 m delivery head



AMT MAGPRO TURBINE SERIES

AMT pumps are equipped with a turbine shaped high efficiency impeller in PVDF. Opposed to the AM end-suction centrifugal pump, the suction is located radially like the discharge. Thanks to the construction, suction and discharge port may be inversed. It is possible to move the pumphead by 45° in order to suit your piping. This type of pump is particularly suited for low flow – high head requirements.

- up to flow rates of 8,5 m³/h
- up to 46 m delivery head



AMT SELF-PRIMING (ZA) SERIES

AMT pumps with build in priming unit, are able to pump liquids containing gas up to 20% and their self-priming ability prevents vapor locking and avoids the necessity of permanent flooded pipe-works. These models have machined pump heads.

- up to flow rates of 8,5 m³/h
- up to 33 m delivery head
- up to 5 m suction lift

MAGNETIC DRIVE

Magnetic drive centrifugal pumps are Seal-less. The driving torque is transmitted by a permanent magnetic coupling to an internal magnet that moves the impeller. They are energy efficient and can circulate a variety of fluids.

NO LEAKAGE

Magnetic drive pumps (like most sealless pumps) have a higher capital cost than comparable centrifugal pumps, but offer reduced operating costs thanks to the lack of seal replacement, cleanup, waste, and downtime. They are particularly useful for transporting hazardous or expensive chemicals because there is no mechanical seal, eliminating the possibility of leakage.

CONSTRUCTION

Many years of experience resulted in this latest design in pump technology. The fluid section is sealed by solid plastic parts and the highest grade of anti-corrosion materials are used in the manufacture of the spindle, bearing and mouth ring, which combined with leak-free seal-less structures, ensure the safe and durable transfer of strong acids and strong alkaline liquids. For most of the applications, Polypropylene (PP) is sufficient.

If concentrated chemicals must be pumped and/or at higher temperatures, the medium contact materials consist of PVDF.

The plastic parts are reinforced with fibres. As a result, the pump is stronger despite the fact that less material is used, and retains its physical characteristics in the case of possible increases in temperature and/or pressure. In this way, the chance on leaking gaskets is minimized.

IMPELLER

AM pumps are equipped with a closed impeller (except the smallest type that has an open impeller), with optimum efficiency. It is fixed onto the shaft independent from the direction of rotation. For all transport or circulation duties of pure chemicals or other corrosive liquids.

STANDARD MATERIALS OF CONSTRUCTION

- Polypropylene (PP)
- Polyvinylidenefluoride (PVDF)
- Polytetrafluorethene (PTFE)
- Stainless steel AISI SS-316

SOLID PARTICLES

The AMT pumps are equipped with a turbine impeller. Thanks to the tight tolerances between the pump housing and impeller, the pump achieves a relatively high pressure. However, this feature makes the pump non suitable for pumping particles. If your liquid contains particles, a strainer should be installed in the suction line to protect the pump!

In order to save on cost on repair jobs, these pumps are provided with wear plates in the pump housing.

MOTORS

All motors are according NEN-EN-IEC 10072-1 DIN 42673 NEN3321 standard, 2- or 4-pole for 230/400 V or 400/690 V / 50 or 60 Hz, IP55, ISO class F. Other protection classes against dust and or humidity on request.

ATEX

All magnetic drive pumps can be supplied with zone II, Atex II 2G e II T3 certification.



PAINT SYSTEM

These pumps are often used in corrosive environments. Therefore all metallic parts are coated according to NEN-EN-ISO 12944-5 category C3 suitable for outdoor installation. Other painting categories and colors on request.



SHORT LEAD TIMES

Many parts of this series are interchangeable with other pumps from our range. The assembly has been fully integrated in our production program and we keep a large stock of parts. Thanks to this concept we are able to offer efficient and flexible delivery.

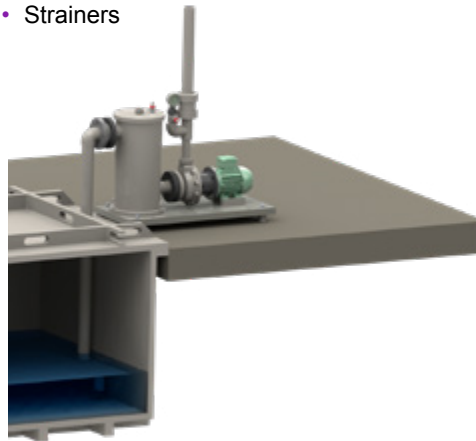
MAINTENANCE

All pumps are supplied with threaded connections or flanges according to DIN standard. During inspection and/or repair the process connections (suction and discharge) can remain in place.

The number of parts has been reduced to a minimum and therefore the pump has only very few wear parts. At the same time servicing can be carried out efficiently so that down time and production losses are reduced to a minimum.

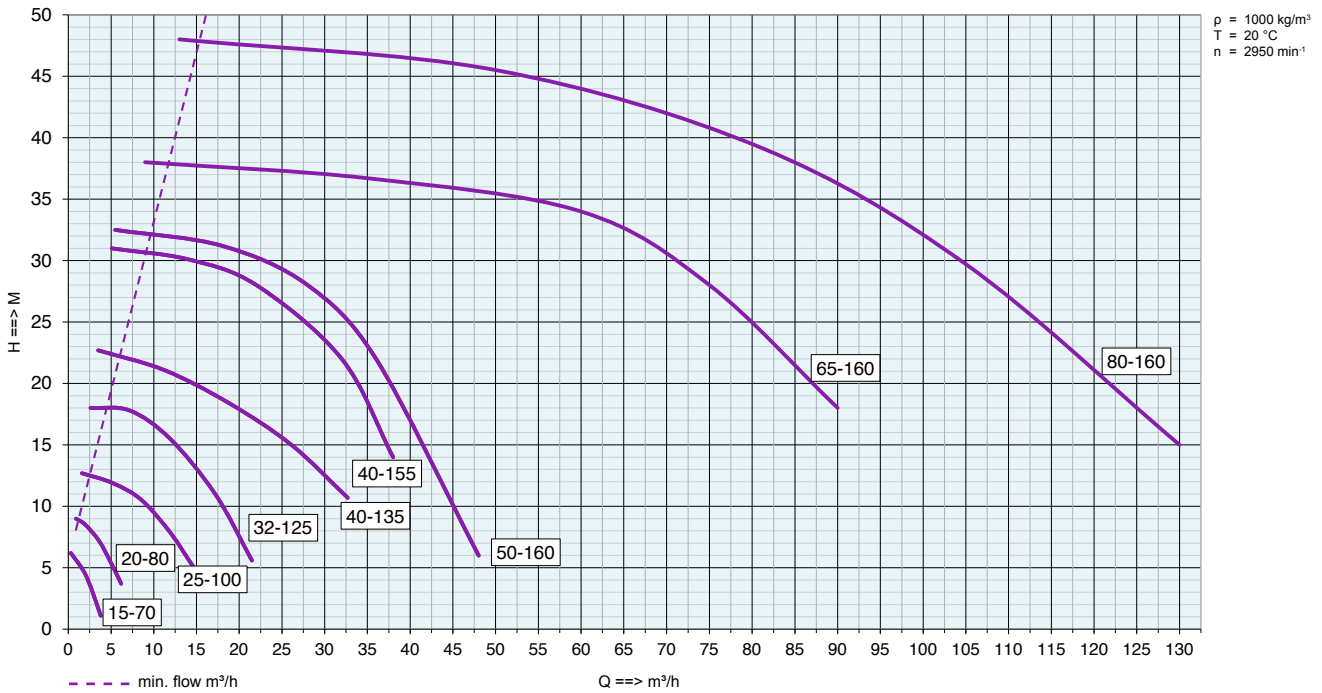
OPTIONS

- Dry running protection
- Diaphragm (switch) gauges
- Priming units
- Strainers

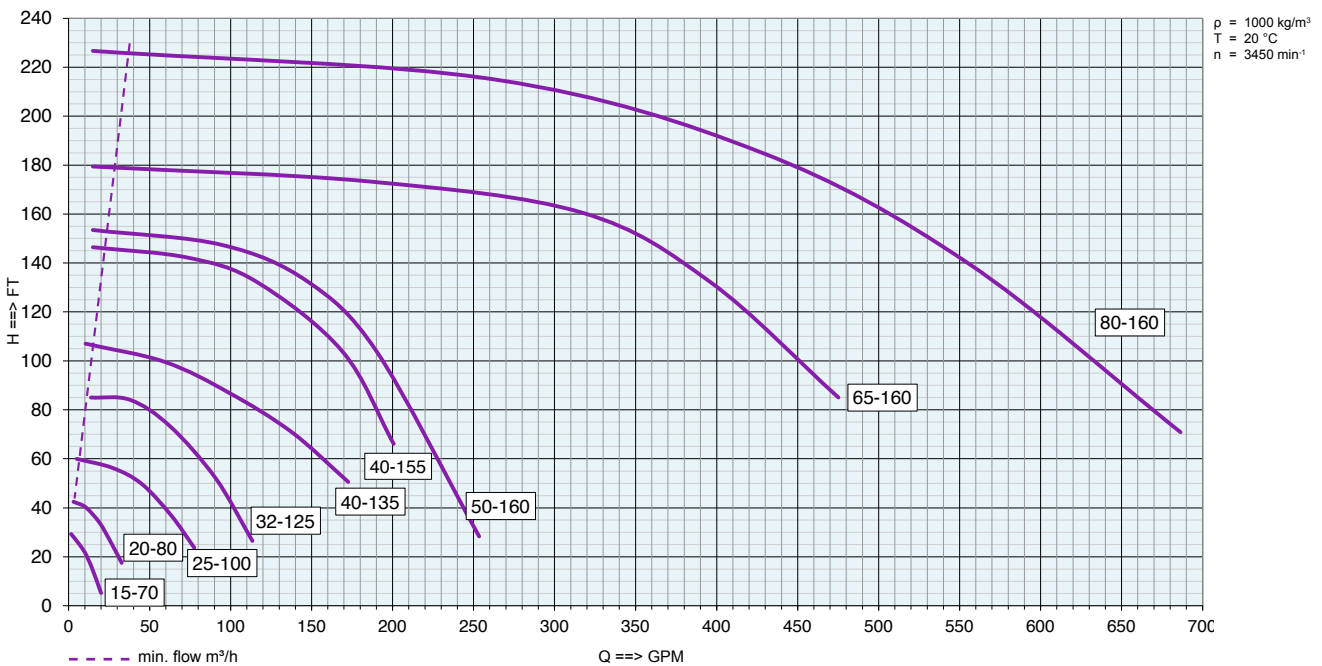


PERFORMANCE CURVES MAGPRO AM

PERFORMANCE CURVES AM 50Hz

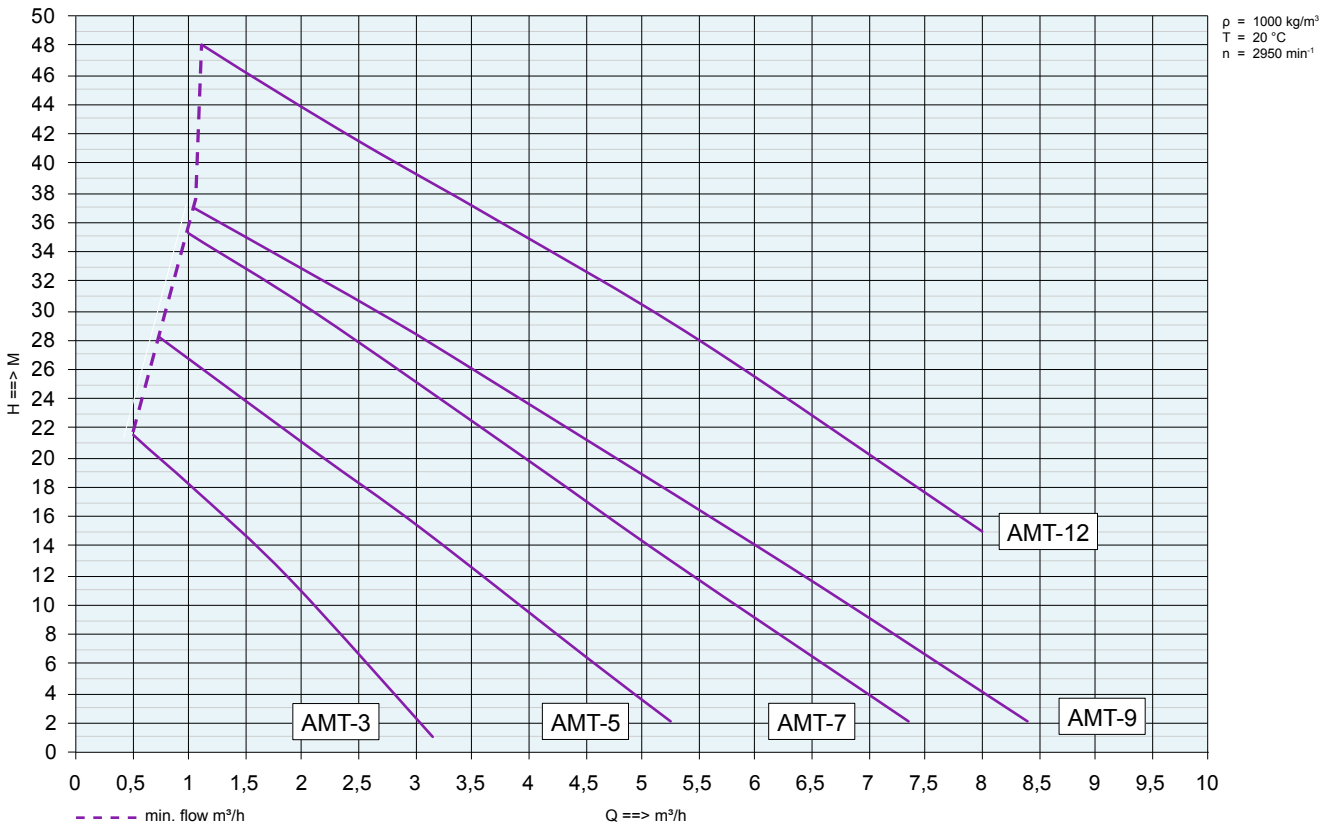


PERFORMANCE CURVES AM 60Hz

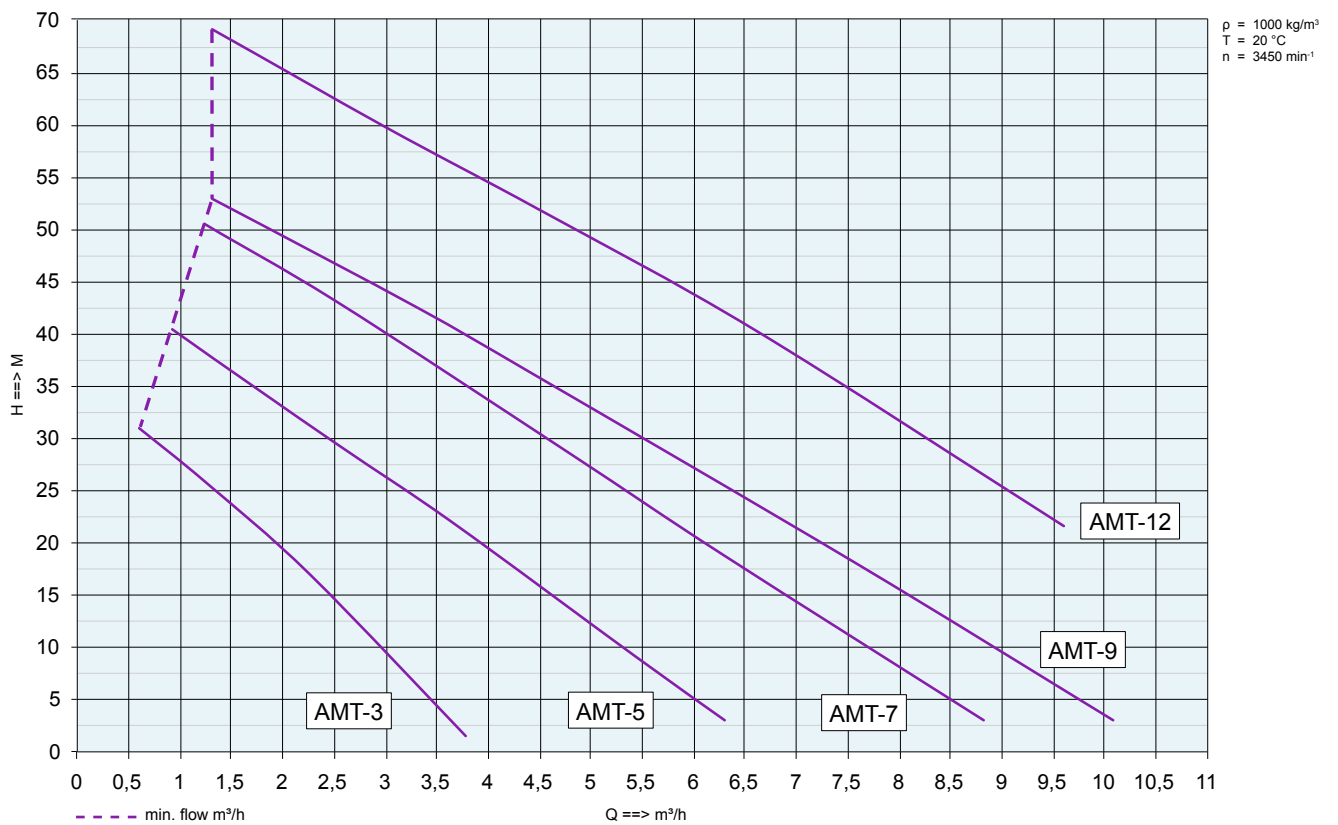


PERFORMANCE CURVES AMT

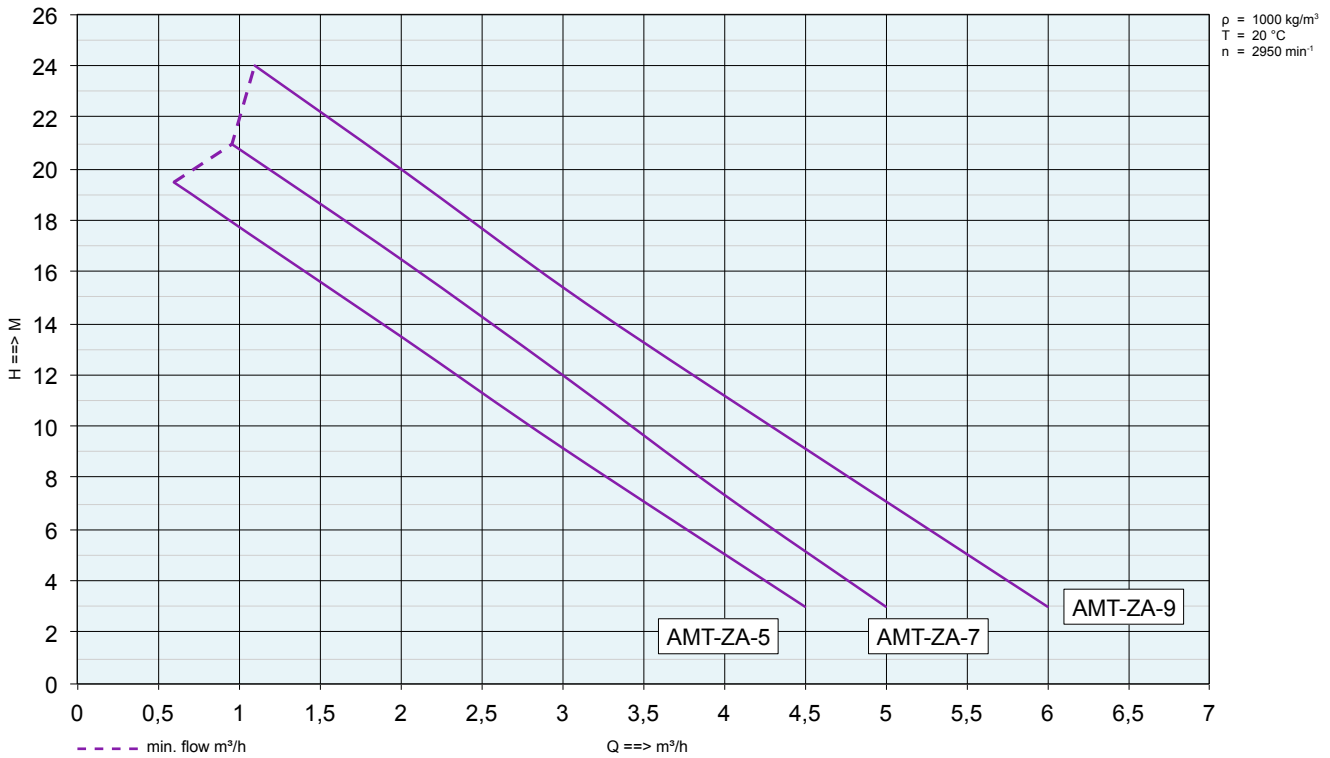
PERFORMANCE CURVES AMT 50Hz



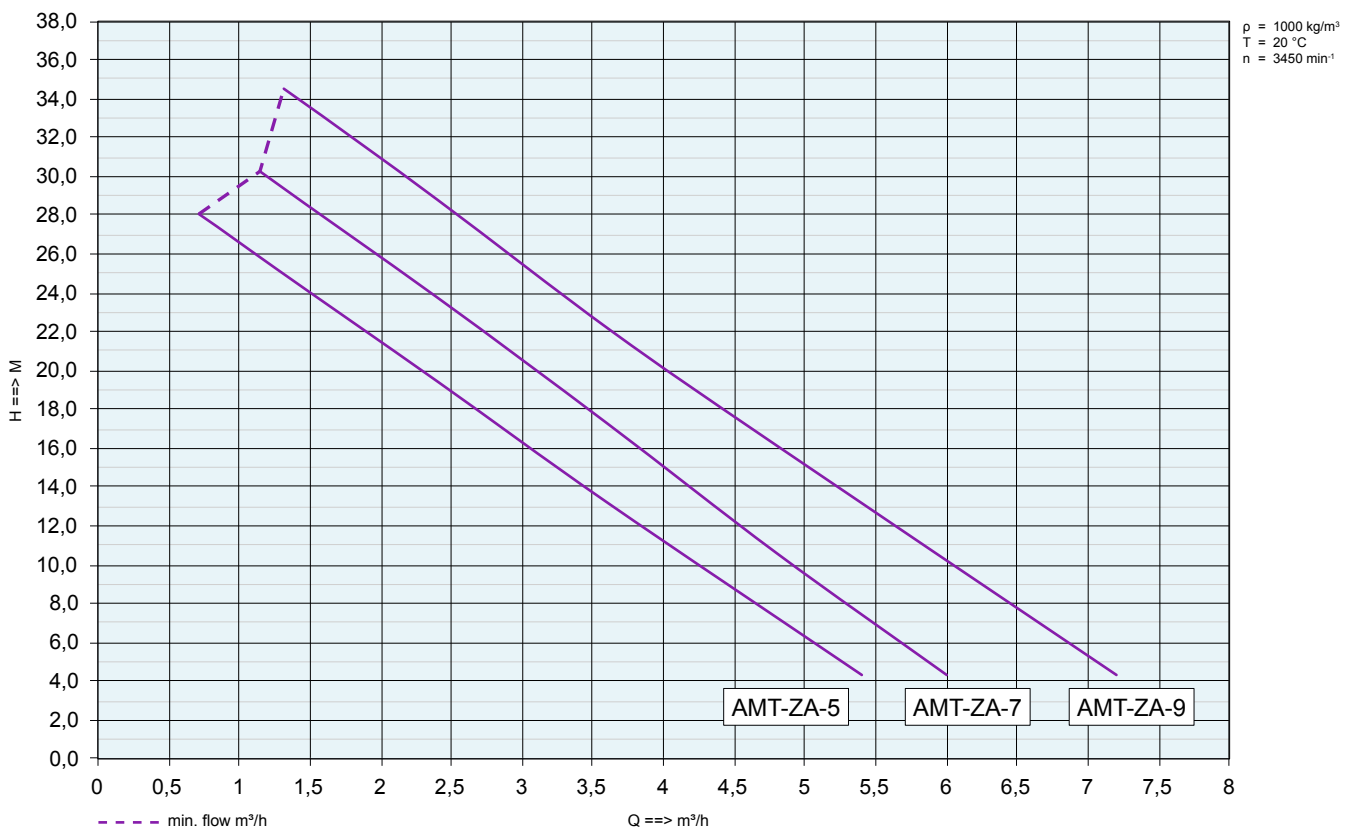
PERFORMANCE CURVES AMT 60Hz



PERFORMANCE CURVES AMT-ZA 50Hz



PERFORMANCE CURVES AMT-ZA 60Hz





ARBO

THERMOPLASTIC
PUMPS
FILTERS



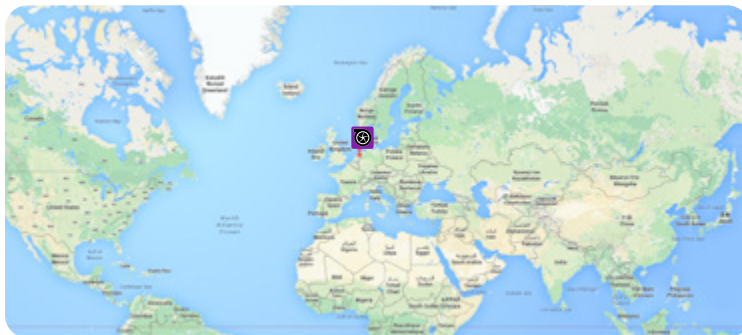
WHY ARBO PUMPS | FILTERS?

ARBO Pumps | Filters can be characterized by reliability, flexibility, quality and sustainability. Thanks to the smart design, the lower energy consumption and maintenance costs, your investment earn back time is very short time!



MARKETS

- Hot tub galvanising
- Anodising
- Plating
- Production of micro-electronic and semi-conductors
- Waste water treatment
- Fish farms
- Sea water aquaria
- Desalination plants
- Industrial and agricultural scrubbers
- etc.



ARBO POMPEN EN FILTERS B.V.

Leemdijk 2
9422 CL SMILDE
THE NETHERLANDS

T : +31 (0) 592 430 310

E : info@arbo-pumps.com
I : www.arbo-pumps.com

DISTRIBUTED BY: